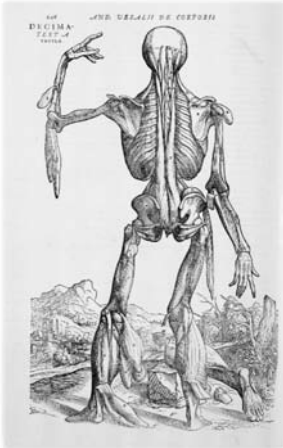





Here we see Vesalius, just 29 when *De humani corporis fabrica libri septem* first appeared in 1543. This portrait comes from the 1555 edition of Vesalius given



by Howard A. Kelly to his esteemed Cleveland colleagues as the first tome in their fledgling medical library. Kelly inscribed the book, *Coelo eripuit fulmen seeptrumque tyrannis*, translated from the Latin as “He snatched the thunderbolt from heaven, the sceptre from tyrants.”

ANDREAE VESALII.



Trends and Realities from Kathleen Blazar



FROM THE
CLEVELAND HEALTH
SCIENCES LIBRARY

Kathleen Blazar,
M.S.L.S.
Interim Director

As integral members of an institution, we need to have a clear understanding of our roles, expectations and how each of us contributes to the bigger package and the greater good. It is important that we all have value in the institution and contribute to its well-being, maintenance and future.

Lately I have been asking the staff “What do you do?” It is not because I am totally clueless; it is because it is part of a disaster plan. Disasters are usually unpredictable and occur when you least expect them to. If any one of us were to win the lottery tonight, I suspect that person has every right to bid adieu. Without a record of what that person does, we are in trouble. Most of us think of disasters as floods, fire and nature behaving badly. We do have plans for those mishaps. When an individual is gone, chances are his or her position still needs to be covered.

I would like us to be confident knowing that someone can step in and cover for someone else should the occasion warrant it.

I also have been looking at the realignment of positions. Take, for instance, interlibrary loan. It is a virtual service, requests are made electronically. Including it as part of user services is logical. And this involves updating the hierarchy of the organizational chart. This chart appears sound on paper, but in reality, there are two physical locations which need user services. But interlibrary loan has to be only at one place since it is virtual. You probably get the idea.

I am frequently asked how I am doing as director. I usually respond that the library is still there.

We continue to monitor our budget carefully and responsibly and we try to respond to our users’ needs.

I hope you will let me know if we are not doing a good job.

Medical Humanities Tour of London: November 2015

The College of Physicians of Philadelphia (home of the Mütter Museum) and the Dittrick Medical History Center and Museum are collaborating on a tour to London, Bath and Oxford on November 8–16. This tour will feature visits to medical landmarks and privileged conversations with leaders of world class medical history collections, most notably Simon Chaplin (Director of Culture & Society of the Wellcome Trust), Natasha McEnroe (Florence Nightingale Museum), and John Ford (Worshipful Society of Apothecaries). Our tour leaders will be Sue Weir and Carole Hiley, who bring years of

experience as Blue Badge Guides of London. (Sue helped with the Dittrick’s London tours in 2004 and 2013.) Lest you fear that we will oversaturate the tour with everything medical, we’ve added daytrips to Bath, via Stonehenge, to visit the Roman baths, and to Oxford to visit the Ashmolean Museum and their Museum of the History of Science.

For more information, visit the Jon Baines Tours site: <http://www.jonbainestours.co.uk/tour/medical-professional-tour?tour=109>

We will also be contacting our members via email, with tour brochures available as pdf files.



GALLERY RENOVATIONS UNDER WAY



FROM THE
DITTRICK MEDICAL
HISTORY CENTER

**James M.
Edmonson,
Ph.D.**
Chief Curator

Considerable changes are afoot in the main Dittrick Museum gallery, specifically our exhibition entitled *Re-conceiving Birth*. We've entered phase two of re-configuring the main gallery to accommodate updated displays on the history of childbirth in the 19th and early 20th century. In order to make this feasible, we have moved the display cases and panels that present the Germ Theory, surgery, and bacteriology. These are now to be found on the southeast corner of the main gallery. We'll be refurbishing and updating those displays, based upon new research into the impact on surgery of Lister's antiseptics in the 1860s and 1870s, and the spread of aseptic practices and instrumentation in the 1880s and beyond. As this proceeds, we'll also refurbish the section on bacteriology and public health. But for now, I'd like to discuss the exhibit on childbirth that is under production.

We've found that making sweeping generalizations about the history of childbirth can be problematic, if only because what circumstances and practices prevailed in one region or at a particular point in time may be at considerable variance with what one encounters elsewhere or at a few years remove. So, as we look at birth in late 19th century Cleveland, we find a contested ground in which midwives played a significant role, particularly in immigrant communities that

swelled the city's population after 1880. Many of these midwives were trained in well-established midwifery schools in Europe, notably Berlin, Prague, and Budapest. They confounded negative stereotypes of the period that portrayed the midwife as ignorant, dirty, illiterate and dangerous. Some doctors nevertheless delighted in deriding these midwives as "un-American" and thus deserving rebuke and censure, a threat to be eradicated. But these women stood in high esteem in Cleveland's ethnic neighborhoods. They proudly advertised their services, and their educational qualifications, in newspapers and directories. But they faced a medical profession in Cleveland determined to root them out, as asserted in the pages of Cleveland's medical journals around 1900.

Ironically, now, over a century later, midwives are back, but this time on different terms. They've been integrated into the healthcare system as partners of nurses and doctors, and are indeed trained in a nurse-midwifery curriculum at the Frances Payne Bolton School of Nursing. In our exhibit we will be tracing the trajectory of midwives over time, as well as the impact of changing technologies upon the birth experience, from anesthesia to forceps to fetal monitor. We hope that you will find the exhibition to be a revelatory experience, informing and perhaps changing your understanding of how the birth event has evolved.



***An Improved System
of Midwifery (1847),
by Wooster Beach***

BOOK TALK AT THE DITTRICK

Tom Daniel on Jared Potter Kirtland



We enjoy celebrating the accomplishments of colleagues, and what better occasion than hosting a book party for an author who is a friend of the Dittrick. This spring we are happy to host author Tom Daniel (Infectious Disease).

We may revere the founders of Cleveland's medical profession, but seldom do we really get to know them very well. They are usually fairly remote two-dimensional figures remembered chiefly from quaint anecdotes from the "pioneer days" of the Western Reserve. Now, thanks to the resourceful writer and historian Thomas Daniel, we can become better acquainted with Jared Potter Kirtland, a founder of medical department of Western Reserve College.

Please join us on February 26 for a book presentation and signing by Thomas Daniel, author of *Jared Potter Kirtland: Naturalist, Physician, Sage of the Western Reserve*. Daniel is Professor Emeritus

of Medicine and International Health at CWRU and author of several works in medical history. *Jared Potter Kirtland: Naturalist, Physician, Sage of the Western Reserve*, his most recent book, is a meticulously researched biography about Kirtland and reveals that he delved into disciplines ranging from natural history to medicine. Indeed, Kirtland was a real mover in scientific circles, being a founding member of the American Association for the Advancement of Science and in 1845 he founded the Cleveland Academy of Natural Sciences, a predecessor of the Cleveland Museum of Natural History. To learn more, join us for Professor Daniel's talk on Thursday, February 26. It will begin in the Zverina Room of the Dittrick at 5:30 PM and include light refreshments. Please plan to join us and RSVP to Jennifer Nieves at jks4@case.edu or call 216-368-3648.

Instagram Catches on

Social media comprise a moving target for museums. Like other non-profits, we've tried our hand at various web-based platforms to bring the Dittrick to a broader audience with gratifying results. But nothing has quite caught

on for us like Instagram. Graduate student research assistant Catherine Osborn (Anthropology) opened an account for the Dittrick in June and started posting pictures of Dittrick artifacts, images, and exhibits. We encouraged museum visitors to do the same, and boy, it really took off. As of this moment, the Dittrick

Instagram account has over 1,600 followers, more than CWRU can claim (1,200) at present. Catherine's initiative and imagination are to be credited for this success, but I also am inclined to think that she's got great material to work with at the Dittrick. As I have said to anyone who asks what I like most about working at the Dittrick, it's that I learn something new every day. I think it's been the same for Catherine, who revels in finding curious, intriguing, and fascinating things to share from our collections. Each image has a story, and sometimes several possible interpretive narratives. I invite you to join in this fun endeavor. Just bring your smartphone to the Dittrick and snap away, and then post them on the Dittrick Instagram account: [instagram.com/dittrickmuseum](https://www.instagram.com/dittrickmuseum).



Continuing Collection Explorations

For the members of the Friends of the Dittrick and members of the CMLA we are continuing our Explorations series. At these events, we ask faculty and researchers to share how they have made enriching use of our collections. This Spring we will be hosting two faculty, Alan Rocke and Erika Olbricht, who both made extensive use of the Dittrick collection of rare books for courses they teach at CWRU.

ALAN ROCKE, named Distinguished University Professor in 2012, is a longtime friend of the Dittrick and has used our material for research and teaching on topics ranging from the history of food contamination to the origins of organic chemistry. This past semester Alan taught a course on the history of chemistry and in that context showcased selected rare books in that domain. Alan's talk for Dittrick Friends and CMLA members is scheduled for March 5 and we hope you can join us for that special evening. We will be sending out reminders to our membership, but put it on the calendar now!


Coming in May, we are pleased to have ERIKA OLBRIGHT, an instructor in the English department, share the herbals collection with members of the Friends and CMLA. Erika is a very accomplished scholar and a real asset to the university. In addition to her PhD in English (University of New Hampshire), Erika holds an M.A. in Historic Gardens and Landscape Conservation from the Architectural Association School of Architecture in London. Her work there focused on kitchen gardens, including allotments, and early American gardens. For this Explorations talk, Erika will present our herbals collection, and what she has learned about it in the classes she has taught at CWRU. (I am told that there will be a special focus on peonies.) So plan to join Erika on May 7 for this fascinating event.

Please note that these are members-only events, so you will be receiving invitation by email. If you require a mailed invitation, please contact Jennifer Nieves at 216-368-3648



Left: *De re Metallica* (1556), by Georg Agricola

A curious Herbal (1737), by Elizabeth Blackwell



HANDERSON AND SKUY LECTURES

HANDERSON LECTURE

Chris Henry to Discuss the Lister Project

On March 19 we will host Chris Henry, Director of Heritage for the Royal College of Surgeons of Edinburgh (RCSEd), to discuss major changes afoot at their medical museum in a presentation entitled “The Lister Project at the Royal College of Surgeons of Edinburgh: Museums within a Museum.” The College’s collections comprise several different galleries, originally intended for specific audiences, but they are now being more fully integrated into one whole. Considerable enhancements of the museum visitor’s experience are underway, costing over £4 million, and are collectively referred to as the Lister Project.

RCSEd is Britain’s oldest surgical Royal College and its Museum originated as a teaching museum for students of medicine in Edinburgh (including Charles Darwin!). It has been open to the general public since 1832, making it Scotland’s oldest medical museum, and today hosts a large, historic collection of pathology and anatomy specimens for the study of human disease. The RCSEd also presents Edinburgh’s leading role in surgery, including the contributions of such distinguished figures as Syme, Simpson, and Lister. Here one may see an impressive array of surgical instruments, as well as such curiosities as a pocket book made from the skin of the infamous anatomy murderer, William Burke. Their archive also holds a letter from Sir Arthur Conan Doyle crediting Royal College of Surgeons of Edinburgh Fellow, Dr. Joseph Bell, as the main inspiration for the character of Sherlock Holmes. So, there is much of interest there that is now being re-presented in a complete refurbishment of their galleries. Chris Henry will share with us what is afoot, and how the RCSEd intends to engage new audiences for their remarkable collections.

The Lister Project to transform the Surgeon’s Hall Museums will see the creation of new displays and galleries, doubling the number of items that may be viewed by the public, and will feature innovative audiovisual and interactive elements. The Playfair-designed building will be conserved and transformed with contemporary additions such as a new glass atrium, providing the public with easier access. The enhanced museums will

also boast a 17th century dissecting theatre, while a new, dedicated education suite will increase opportunities for learning for schools, families and special interest groups. These are ambitious plans that will elevate the RCSEd museums, already respected in our field, to the first ranks of medical museums. Plan to join us on March 19, for Chris Henry’s talk about the Lister Project and other future plans for the RCSEd museums. The presentation will begin at 6:00 PM, followed by a reception in the Dittrick Museum. RSVP to Jennifer Nieves at jks4@case.edu or call 216-368-3648.

SKUY LECTURE

Deanna Day on Thermometry in Contraception

This year’s Skuy Lecture on April 9 will feature Deanna Day, presenting “Reinventing the Safe Period: The Contested History of Fertility.” Day is a historian and writer living in Philadelphia. Readers of this Newsletter may recall a short entry in the Fall 2011 issue where I made mention of research by Deanna Day, then a graduate student in Penn’s history of science program. She came to the Dittrick to spend a few days delving into our artifact collection and trade catalogues pertaining to clinical thermometry, particularly in the home setting. [It is worth noting in passing that Deanna found this material through WorldCat, where our OCLC-catalogued material—made available by our 1990s NEH-funded cataloguing project—may be seen by

researchers world wide.] In 2014 Day completed her dissertation, entitled “98.6: Fevers, Fertility, and the Patient Labor of American Medicine,” and it examines American women’s domestic medical work by following the medical thermometer



ter through more than a century of home use. She is currently a postdoctoral fellow at the prestigious Chemical Heritage Foundation in Philadelphia. Plan to join us for the 2015 Skuy Lecture on April 9 RSVP to Jennifer Nieves at jks4@case.edu or call 216-368-3648.



CMLA LECTURE

Sachiko Kusakawa on Vesalius



December 2014 marked the 500th anniversary of the birth of Andreas Vesalius and medical history institutions across America and Europe are marking this with celebratory exhibitions and programs. George Wohlreich of the College of Physicians of Philadelphia (parent body of the Mutter Museum) suggested that we partner to co-host renowned Vesalian scholar Sachiko Kusakawa for lectures in Philadelphia and Cleveland. The CMLA Trustees endorsed

this initiative, and so, on Thursday, April 16, Professor Kusakawa will present “The Body in the Book: The *Fabrica* and the *Epitome* (1543).”

Kusakawa is a Fellow in History and Philosophy of Science, Trinity College, Cambridge University, and her research has focused on the observational, descriptive and pictorial practices in the development of scientific knowledge in the early modern period (1500–1720). Her work on visual arguments in sixteenth-century botanical and anatomical works resulted in *Picturing the Book of Nature*, (University of Chicago Press, 2012), which received the 2014 Pfizer Prize as outstanding book in the history of science by the History of Science Society. The chapter on anatomy in *Picturing the Book of Nature* focuses upon the work of Vesalius and that will be the topic of Professor Kusakawa’s lecture. You may hear Professor Kusakawa discuss her work on Youtube in advance of the talk: “The Art of the Original *Fabrica*,” by Sachiko Kusakawa (www.youtube.com/watch?v=YLWPU8WSeLg) and “The Historical Context of Vesalius,” by Sachiko Kusakawa (www.youtube.com/watch?v=TjN8zWbj8Mg).

Please join us for this CMLA event on Thursday, April 16 in the Allen Medical Library. The lecture begins at 6:00 PM, followed by a reception at 7:00 PM. RSVP to Dzwinka Holian at 216-368-3642 or dxk6@case.edu



Fabrica (1543), by
Andreas Vesalius

CLEVELAND MEDICAL LIBRARY ASSOCIATION
11000 Euclid Avenue, Cleveland, OH 44106-1714

BOARD OF TRUSTEES

OFFICERS

Stuart C. Morrison, M.D., **President**
Donald Kurlander, M.D., **Vice President**
Daniel T. Weidenthal, M.D., **Secretary/Treasurer**

TRUSTEES

Irving Kushner, M.D.
Stephen A. Rudolph, M.D., Ph.D.
Jonathan Sadowsky, Ph.D.
Charles Kent Smith, M.D.
Sharon Stephula, R.N., M.S.N., M.B.A.
Anthony Tizzano, M.D.
Carl U. Weitman, Ph.D.
James B. Young, M.D.

EXECUTIVE SECRETARY TREASURER

Thomas M. Lynch

OF COUNSEL

John R. Judge, M.D., J.D.

STAFF

Interim Director, Cleveland Health Science Library
Kathleen Blazar, M.S.L.S.
Associate Director, Cleveland Health Science Library
Dzwinka O. Holian, M.S.L.S.
Chief Curator, Dittrick Museum
James M. Edmonson, Ph.D.

PHONE NUMBERS

Edmonson, James	216-368-6391
Holian, Dzwinka	216-368-3642
Blazar, Kathleen	216-368-1361
Dittrick Medical History Center	216-368-3648
Interlibrary Loan	216-368-6420
Newsletter	216-368-6391

CIRCULATION

Allen Library	216-368-3643
Health Center Library	216-368-4540

REFERENCE

Allen Library	216-368-3640
Health Center	216-368-3218

HOURS

For information, call either reference desk listed above or see “On the Web” below.

ON THE WEB

Cleveland Health Sciences Library
<http://www.cwru.edu/chsl/homepage.htm>
For hours see: <http://www.cwru.edu/chsl/hc.htm>

Dittrick Medical History Center

<http://www.cwru.edu/artsci/dittrick/>
Hours: Monday–Friday 9:00 AM–5:00 PM

This newsletter is published each Fall and Spring by the Cleveland Medical Library Association.
EDITOR: James Edmonson
PHOTOGRAPHY: Laura Travis
DISTRIBUTION MANAGER: Jennifer Nieves

Cleveland Medical Library Association
11000 Euclid Avenue
Cleveland, OH 44106-1714

Non-profit Organization
U.S. Postage
PAID
Cleveland, Ohio
Permit No. 3340

DATES TO REMEMBER

FEBRUARY 26

AUTHOR TALK: **Tom Daniel**

Jared Potter Kirtland: Naturalist, Physician, Sage of the Western Reserve

MARCH 5

EXPLORATIONS: **Alan Rocke** on rare chemistry books

MARCH 19

HANDERSON LECTURE: **Chris Henry** (RCS Edinburgh)

“The Lister Project at the Royal College of Surgeons of Edinburgh: Museums within a Museum”

APRIL 9

SKUY LECTURE: **Deanna Day** (Chemical Heritage Foundation)

“Reinventing the Safe Period: The Contested History of Fertility”

APRIL 16

CMLA LECTURE: **Sachiko Kusukawa** on Vesalius

“The Body in the Book: The *Fabrica* and the *Epitome* (1543).”

APRIL 25

OAMH in Cincinnati

APRIL 30–MAY 3

MeMA/AAHM in New Haven, Connecticut

MAY 5

EXPLORATIONS: **Erika Olbricht** on rare herbals books